

On Behalf Of: Kolbe Gallery Twin Cities

Address: 7545 Washington Avenue South

Edina, MN 55439

Phone: 866-460-4403

Bid By: Ron Hopkins

Contact: Ron Hopkins

Email: rhopkins@kolbe-kolbe.com

**Bill To:** studio b. elements

636 Clarion Court Suite 100

San Luis Obispo, CA 93401

Mobile: 805-801-8510



**Job Site:** Richards Lake Home



**Quote 353666D: Richards Lake Home**  
**Project: studio b elements**  
**Printed: 6/9/2014 2:47:45 PM**



Line	Label	UOM	Quantity	Unit Price	Extended Price
------	-------	-----	----------	------------	----------------

001	North Master BR	EA	( 1 )	\$1,921.89	\$1,921.89
-----	-----------------	----	-------	------------	------------

PERFORMANCE: Standard Performance

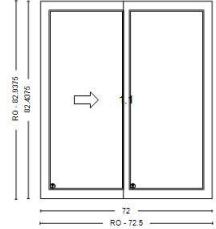
UNIT - Ultra Rectangle Sliding Door (GAU6068) - Complete Unit, Garden-Aire, Hinging: Active - Fixed, Extruded Sash, Regular Stiles, Frame Setup and Stationary Panel(s) Installed

GLASS: Tempered, Glass Thickness: Double Glazed, H-K LoE 270 Insulated, Mill Finish Spacer, Glass Preserve / Neat Coating: Glass Preserve without Neat Coating, Beveled Glazing Bead

HARDWARE-ACCESSORIES: Multi-Point Lock w/ Keyed Cylinder, Matte Black Hardware, Escutcheon Plate: Arch Top, Screen: No Screen, Keyed Alike Within Product Line

CASING-JAMBS-TRIM: Nailing Fin, 4 9/16" Jambs

SPECIES-FINISH-COLOR: Visible Interior, Species: Alder, Exterior Frame Finish: 70% Fluoropolymer, Exterior Sash Finish: 70% Fluoropolymer, Match All Exterior Colors, Slate Exterior, Unfinished Interior Frame, Unfinished Interior Sash



Scaled to Fit

**Rough Opening:**  
72-1/2" X 82-15/16"

**Frame Size:**  
72" X 82-7/16"

**Unit Dimension:**  
72" X 82-7/16"

002	North Living Room	EA	( 1 )	\$3,551.70	\$3,551.70
-----	-------------------	----	-------	------------	------------

PERFORMANCE: Standard Performance

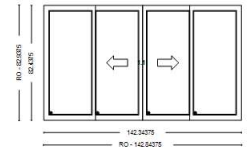
UNIT - Ultra Rectangle Sliding Door (GAU4-12068) - Complete Unit, Garden-Aire, Hinging: Fixed - Active - Active - Fixed : Primary Left, Extruded Sash, Regular Stiles, Frame Setup

GLASS: Tempered, Glass Thickness: Double Glazed, H-K LoE 270 Insulated, Mill Finish Spacer, Glass Preserve / Neat Coating: Glass Preserve without Neat Coating, Beveled Glazing Bead

HARDWARE-ACCESSORIES: Multi-Point Lock w/ Keyed Cylinder, Matte Black Hardware, Escutcheon Plate: Arch Top, Auxiliary Security Lock: 1 Rustic (Included at No Charge), Screen: No Screen, Keyed As Pulled From Shelf

CASING-JAMBS-TRIM: Nailing Fin, 4 9/16" Jambs

SPECIES-FINISH-COLOR: Visible Interior, Species: Alder, Exterior Frame Finish: 70% Fluoropolymer, Exterior Sash Finish: 70% Fluoropolymer, Match All Exterior Colors, Slate Exterior, Unfinished Interior Frame, Unfinished Interior Sash



Scaled to Fit

**Rough Opening:**  
142-27/32" X 82-15/16"

**Frame Size:**  
142-11/32" X 82-7/16"

**Unit Dimension:**  
142-11/32" X 82-7/16"

003 North Family Room

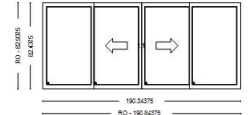
EA (1)

\$4,257.16

\$4,257.16

PERFORMANCE: Standard Performance

UNIT - Ultra Rectangle Sliding Door (GAU4-16068) - Complete Unit, Garden-Aire, Hinging: Fixed - Active - Active - Fixed : Primary Left, Extruded Sash, Regular Stiles, Frame Knocked Down



GLASS: Tempered, Glass Thickness: Double Glazed, H-K LoE 270 Insulated, Mill Finish Spacer, Glass Preserve / Neat Coating: Glass Preserve without Neat Coating, Beveled Glazing Bead

HARDWARE-ACCESSORIES: Multi-Point Lock w/ Keyed Cylinder, Matte Black Hardware, Escutcheon Plate: Arch Top, Auxiliary Security Lock: 1 Rustic (Included at No Charge), Screen: No Screen, Keyed As Pulled From Shelf

CASING-JAMBS-TRIM: Nailing Fin, 4 9/16" Jambs

SPECIES-FINISH-COLOR: Visible Interior, Species: Alder, Exterior Frame Finish: 70% Fluoropolymer, Exterior Sash Finish: 70% Fluoropolymer, Match All Exterior Colors, Slate Exterior, Unfinished Interior Frame, Unfinished Interior Sash

Scaled to Fit

**Rough Opening:**  
190-27/32" X 82-15/16"  
**Frame Size:**  
190-11/32" X 82-7/16"  
**Unit Dimension:**  
190-11/32" X 82-7/16"

004 North MAC

EA (1)

\$2,843.47

\$2,843.47

PERFORMANCE: Standard Performance

UNIT 1 - VistaLuxe Rectangle Awning (VLA3020-1) - Complete Unit, Crank Out, Hinging: Venting, Frame Style: Accent, Extruded Sash, Stop Profile: Square

UNIT 2 - VistaLuxe Rectangle Awning (VLA3020-1) - Complete Unit, Crank Out, Hinging: Venting, Frame Style: Accent, Extruded Sash, Stop Profile: Square

UNIT 3 - VistaLuxe Rectangle Awning (VLA3020-12) - Complete Unit, Crank Out, Hinging: Stat, Frame Style: Accent, Extruded Sash, Stop Profile: Square

UNIT 4 - VistaLuxe Rectangle Awning (VLA3020-12) - Complete Unit, Crank Out, Hinging: Stat, Frame Style: Accent, Extruded Sash, Stop Profile: Square

UNIT 5 - VistaLuxe Rectangle Awning (VLA3020-12) - Complete Unit, Crank Out, Hinging: Stat, Frame Style: Accent, Extruded Sash, Stop Profile: Square

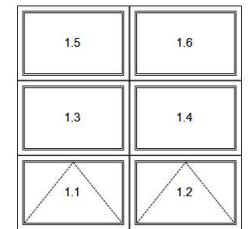
UNIT 6 - VistaLuxe Rectangle Awning (VLA3020-12) - Complete Unit, Crank Out, Hinging: Stat, Frame Style: Accent, Extruded Sash, Stop Profile: Square

GLASS: Glass Thickness: Double Glazed, H-K LoE 270 Insulated, Mill Finish Spacer, Glass Preserve / Neat Coating: Glass Preserve without Neat Coating, Square (S4S) Glazing Bead

HARDWARE-ACCESSORIES: Awning Multi-Point Hardware: Multi-Point Lock, Matte Black Hardware, BetterVue Fiberglass Screen

CASING-JAMBS-TRIM: Nailing Fin, 4 9/16" Jambs, Jambs Applied

SPECIES-FINISH-COLOR: Preservative Treated, Visible and Non Visible, Species: Alder, Exterior Frame Finish: 70% Fluoropolymer, Exterior Sash Finish: 70% Fluoropolymer, Match All Exterior Colors, Slate Exterior, Unfinished Interior Frame, Unfinished Interior Sash, Coal Black Screen



Scaled to Fit

**Rough Opening:**  
72-3/4" X 72-1/2"  
**Frame Size:**  
72-1/4" X 72"  
**Unit Dimension:**  
72-1/4" X 72"



005 Porch EA (1) \$1,547.67 \$1,547.67

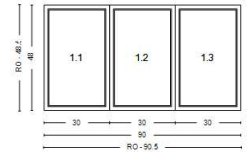
PERFORMANCE: Standard Performance

UNIT - VistaLuxe Rectangle Casement (VLCS2640-3) - Complete Unit, Crank Out, Hinging: Stat - Stat - Stat, Frame Style: Accent, Extruded Sash, Stop Profile: Square

GLASS: Glass Thickness: Double Glazed, H-K LoE 270 Insulated, Mill Finish Spacer, Glass Preserve / Neat Coating: Glass Preserve without Neat Coating, Square (S4S) Glazing Bead

CASING-JAMBS-TRIM: Nailing Fin, 4 9/16" Jambs, Jambs Applied

SPECIES-FINISH-COLOR: Visible and Non Visible, Species: Alder, Exterior Frame Finish: 70% Fluoropolymer, Exterior Sash Finish: 70% Fluoropolymer, Match All Exterior Colors, Slate Exterior, Unfinished Interior Frame, Unfinished Interior Sash



Scaled to Fit

**Rough Opening:**  
90-1/2" X 48-1/2"  
**Frame Size:**  
90" X 48"  
**Unit Dimension:**  
90" X 48"

006 West Porch EA (1) \$1,088.26 \$1,088.26

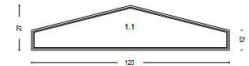
PERFORMANCE: Standard Performance

UNIT - VistaLuxe Pentoid Direct Set (VLDS) - Complete Unit, VistaLuxe, Frame Style: Accent Match Casement/Awning, Stop Profile: Square

GLASS: Glass Thickness: Double Glazed, H-K LoE 270 Insulated, Mill Finish Spacer, Glass Preserve / Neat Coating: Glass Preserve without Neat Coating

CASING-JAMBS-TRIM: Nailing Fin, 4 9/16" Jambs, Jambs Applied

SPECIES-FINISH-COLOR: Visible Interior, Species: Alder, Exterior Frame Finish: 70% Fluoropolymer, Exterior Frame Color: Slate, Unfinished Interior Frame, Entire Unit No Fingerjoints



Scaled to Fit

**Rough Opening:**  
120-1/2" X 27-1/2"  
**Frame Size:**  
120" X 27"  
**Unit Dimension:**  
120" X 27"

007 Kitchen EA (2) \$609.73 \$1,219.46

PERFORMANCE: Standard Performance

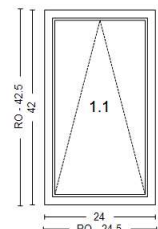
UNIT - VistaLuxe Rectangle Awning (VLA) - Complete Unit, Crank Out, Hinging: Venting, Frame Style: Accent, Extruded Sash, Stop Profile: Square

GLASS: Glass Thickness: Double Glazed, H-K LoE 270 Insulated, Mill Finish Spacer, Glass Preserve / Neat Coating: Glass Preserve without Neat Coating, Square (S4S) Glazing Bead

HARDWARE-ACCESSORIES: Awning Multi-Point Hardware: Multi-Point Lock, Matte Black Hardware, BetterVue Fiberglass Screen

CASING-JAMBS-TRIM: Nailing Fin, 4 9/16" Jambs, Jambs Applied

SPECIES-FINISH-COLOR: Visible and Non Visible, Species: Alder, Exterior Frame Finish: 70% Fluoropolymer, Exterior Sash Finish: 70% Fluoropolymer, Match All Exterior Colors, Slate Exterior, Unfinished Interior Frame, Unfinished Interior Sash, Coal Black Screen



Scaled to Fit

**Rough Opening:**  
24-1/2" X 42-1/2"  
**Frame Size:**  
24" X 42"  
**Unit Dimension:**  
24" X 42"

008 East Stair

EA (1)

\$679.84

\$679.84

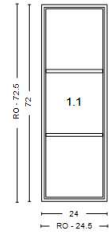
PERFORMANCE: Standard Performance

UNIT - VistaLuxe Rectangle Direct Set (VLDS2060-1) - Complete Unit, VistaLuxe, Frame Style: Accent Match Casement/Awning, Stop Profile: Square, 1-1/8" Performance Divided Lites, Second Bar Size: 0", Champagne Spacers, Bar Profile: Square (S4S)

GLASS: Glass Thickness: Double Glazed, H-K LoE 270 Insulated, Mill Finish Spacer, Glass Preserve / Neat Coating: Glass Preserve without Neat Coating

CASING-JAMBS-TRIM: Nailing Fin, 4 9/16" Jambs, Jambs Applied

SPECIES-FINISH-COLOR: Visible and Non Visible, Species: Alder, Exterior Frame Finish: 70% Fluoropolymer, Exterior Frame Color: Slate, Unfinished Interior Frame



Scaled to Fit

**Rough Opening:**  
24-1/2" X 72-1/2"  
**Frame Size:**  
24" X 72"  
**Unit Dimension:**  
24" X 72"

009 East MB

EA (2)

\$1,067.19

\$2,134.38

PERFORMANCE: Standard Performance

UNIT 1 - VistaLuxe Rectangle Awning (VLA3020-1) - Complete Unit, Crank Out, Hinging: Venting, Frame Style: Accent, Extruded Sash, Stop Profile: Square

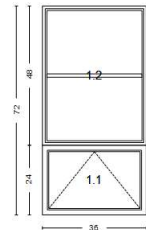
UNIT 2 - VistaLuxe Rectangle Direct Set (VLDS3040-1) - Complete Unit, VistaLuxe, Frame Style: Accent Match Casement/Awning, Stop Profile: Square, 1-1/8" Performance Divided Lites, Second Bar Size: 0", Champagne Spacers, Bar Profile: Square (S4S)

GLASS: Glass Thickness: Double Glazed, H-K LoE 270 Insulated, Mill Finish Spacer, Glass Preserve / Neat Coating: Glass Preserve without Neat Coating, Square (S4S) Glazing Bead

HARDWARE-ACCESSORIES: Awning Multi-Point Hardware: Multi-Point Lock, Matte Black Hardware, BetterVue Fiberglass Screen

CASING-JAMBS-TRIM: Nailing Fin, 4 9/16" Jambs, Jambs Applied

SPECIES-FINISH-COLOR: Visible and Non Visible, Species: Alder, Exterior Frame Finish: 70% Fluoropolymer, Exterior Sash Finish: 70% Fluoropolymer, Match All Exterior Colors, Slate Exterior, Unfinished Interior Frame, Unfinished Interior Sash, Coal Black Screen, Exterior Frame Color: Slate



Scaled to Fit

**Rough Opening:**  
36-1/2" X 72-1/2"  
**Frame Size:**  
36" X 72"  
**Unit Dimension:**  
36" X 72"



010 East Bath Up

EA (1)

\$374.64

\$374.64

PERFORMANCE: Standard Performance

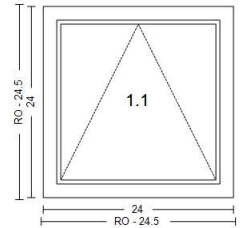
UNIT - VistaLuxe Rectangle Awning (VLA2020-1) - Complete Unit, Crank Out, Hinging: Venting, Frame Style: Accent, Extruded Sash, Stop Profile: Square

GLASS: Glass Thickness: Double Glazed, H-K LoE 270 Insulated, Mill Finish Spacer, Glass Preserve / Neat Coating: Glass Preserve without Neat Coating, Square (S4S) Glazing Bead

HARDWARE-ACCESSORIES: Awning Multi-Point Hardware: Multi-Point Lock, Matte Black Hardware, BetterVue Fiberglass Screen

CASING-JAMBS-TRIM: Nailing Fin, 4 9/16" Jambs, Jambs Applied

SPECIES-FINISH-COLOR: Visible and Non Visible, Species: Alder, Exterior Frame Finish: 70% Fluoropolymer, Exterior Sash Finish: 70% Fluoropolymer, Match All Exterior Colors, Slate Exterior, Unfinished Interior Frame, Unfinished Interior Sash, Coal Black Screen



Scaled to Fit

**Rough Opening:**  
24-1/2" X 24-1/2"  
**Frame Size:**  
24" X 24"  
**Unit Dimension:**  
24" X 24"

011 South Stair

EA (1)

\$679.84

\$679.84

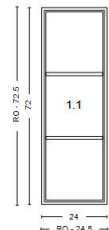
PERFORMANCE: Standard Performance

UNIT - VistaLuxe Rectangle Direct Set (VLDS2060-1) - Complete Unit, VistaLuxe, Frame Style: Accent Match Casement/Awning, Stop Profile: Square, 1-1/8" Performance Divided Lites, Second Bar Size: 0", Champagne Spacers, Bar Profile: Square (S4S)

GLASS: Glass Thickness: Double Glazed, H-K LoE 270 Insulated, Mill Finish Spacer, Glass Preserve / Neat Coating: Glass Preserve without Neat Coating

CASING-JAMBS-TRIM: Nailing Fin, 4 9/16" Jambs, Jambs Applied

SPECIES-FINISH-COLOR: Visible and Non Visible, Species: Alder, Exterior Frame Finish: 70% Fluoropolymer, Exterior Frame Color: Slate, Unfinished Interior Frame



Scaled to Fit

**Rough Opening:**  
24-1/2" X 72-1/2"  
**Frame Size:**  
24" X 72"  
**Unit Dimension:**  
24" X 72"



012 South Stair

EA (2)

\$1,121.09

\$2,242.18

PERFORMANCE: Standard Performance

UNIT 1 - VistaLuxe Rectangle Awning (VLA3020-1) - Complete Unit, Crank Out, Hinging: Venting, Frame Style: Accent, Extruded Sash, Stop Profile: Square

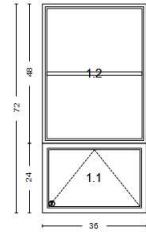
UNIT 2 - VistaLuxe Rectangle Direct Set (VLDS3040-1) - Complete Unit, VistaLuxe, Frame Style: Accent Match Casement/Awning, Stop Profile: Square, 1-1/8" Performance Divided Lites, Second Bar Size: 0", Champagne Spacers, Bar Profile: Square (S4S)

GLASS: Tempered, Glass Thickness: Double Glazed, H-K LoE 270 Insulated, Mill Finish Spacer, Glass Preserve / Neat Coating: Glass Preserve without Neat Coating, Square (S4S) Glazing Bead

HARDWARE-ACCESSORIES: Awning Multi-Point Hardware: Multi-Point Lock, Matte Black Hardware, BetterVue Fiberglass Screen

CASING-JAMBS-TRIM: Nailing Fin, 4 9/16" Jambs, Jambs Applied

SPECIES-FINISH-COLOR: Visible and Non Visible, Species: Alder, Exterior Frame Finish: 70% Fluoropolymer, Exterior Sash Finish: 70% Fluoropolymer, Match All Exterior Colors, Slate Exterior, Unfinished Interior Frame, Unfinished Interior Sash, Coal Black Screen, Exterior Frame Color: Slate



Scaled to Fit

**Rough Opening:**  
36-1/2" X 72-1/2"

**Frame Size:**  
36" X 72"

**Unit Dimension:**  
36" X 72"

013 South Porch

EA (1)

\$1,233.61

\$1,233.61

PERFORMANCE: Standard Performance

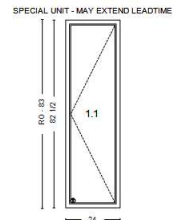
UNIT - VistaLuxe Rectangle Casement (VLCS) - Complete Unit, Crank Out, Hinging: Left, Frame Style: Accent, Extruded Sash, Stop Profile: Square

GLASS: Tempered, Glass Thickness: Double Glazed, H-K LoE 270 Insulated, Mill Finish Spacer, Glass Preserve / Neat Coating: Glass Preserve without Neat Coating, Square (S4S) Glazing Bead

HARDWARE-ACCESSORIES: Matte Black Hardware, BetterVue Fiberglass Screen

CASING-JAMBS-TRIM: Nailing Fin, 4 9/16" Jambs, Jambs Applied

SPECIES-FINISH-COLOR: Preservative Treated, Visible and Non Visible, Species: Alder, Exterior Frame Finish: 70% Fluoropolymer, Exterior Sash Finish: 70% Fluoropolymer, Match All Exterior Colors, Slate Exterior, Unfinished Interior Frame, Unfinished Interior Sash, Coal Black Screen



Scaled to Fit

**Rough Opening:**  
24-1/2" X 83"

**Frame Size:**  
24" X 82-1/2"

**Unit Dimension:**  
24" X 82-1/2"



014 South Porch

EA (1)

\$1,820.32

\$1,820.32

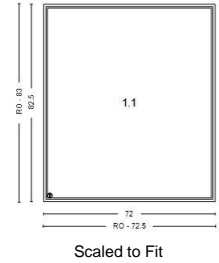
PERFORMANCE: Standard Performance

UNIT - VistaLuxe Rectangle Direct Set (VLDS) - Complete Unit, VistaLuxe, Frame Style: Accent Match Casement/Awning, Stop Profile: Square

GLASS: Tempered, Glass Thickness: Double Glazed, H-K LoE 270 Insulated, Mill Finish Spacer, Glass Preserve / Neat Coating: Glass Preserve without Neat Coating

CASING-JAMBS-TRIM: Nailing Fin, 4 9/16" Jambs, Jambs Applied

SPECIES-FINISH-COLOR: Visible and Non Visible, Species: Alder, Exterior Frame Finish: 70% Fluoropolymer, Exterior Frame Color: Slate, Unfinished Interior Frame



Scaled to Fit

**Rough Opening:**  
72-1/2" X 83"  
**Frame Size:**  
72" X 82-1/2"  
**Unit Dimension:**  
72" X 82-1/2"

015 South Laundry

EA (3)

\$504.53

\$1,513.59

PERFORMANCE: Standard Performance

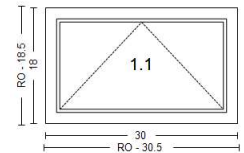
UNIT - VistaLuxe Rectangle Awning (VLA) - Complete Unit, Crank Out, Hinging: Venting, Frame Style: Accent, Extruded Sash, Stop Profile: Square

GLASS: Glass Thickness: Double Glazed, H-K LoE 270 Insulated, Mill Finish Spacer, Glass Preserve / Neat Coating: Glass Preserve without Neat Coating, Square (S4S) Glazing Bead

HARDWARE-ACCESSORIES: Awning Multi-Point Hardware: Multi-Point Lock, Matte Black Hardware, BetterVue Fiberglass Screen

CASING-JAMBS-TRIM: Nailing Fin, 4 9/16" Jambs, Jambs Applied

SPECIES-FINISH-COLOR: Visible and Non Visible, Species: Alder, Exterior Frame Finish: 70% Fluoropolymer, Exterior Sash Finish: 70% Fluoropolymer, Match All Exterior Colors, Slate Exterior, Unfinished Interior Frame, Unfinished Interior Sash, Coal Black Screen



Scaled to Fit

**Rough Opening:**  
30-1/2" X 18-1/2"  
**Frame Size:**  
30" X 18"  
**Unit Dimension:**  
30" X 18"





016 South Porch

EA (1)

\$2,027.27

\$2,027.27

PERFORMANCE: Standard Performance

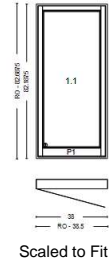
UNIT - VistaLuxe Rectangle Exterior Swinging Door (VLX3068) - Complete Unit, VistaLuxe, Outswing, Hinging (As Door Pulls Towards You): Left, Frame Style: Accent, Extruded Sash, Full Lite, 1 3/4" Panel, Frame Thickness: 1 3/4"

GLASS: Glass Thickness: Double Glazed, H-K LoE 270 Insulated, Mill Finish Spacer, Glass Preserve / Neat Coating: Glass Preserve without Neat Coating, Square (S4S) Glazing Bead, Tempered

HARDWARE-ACCESSORIES: Multi-Point Lock, Dallas Handle, Matte Black Hardware, Matte Black Strike, 4" x 4-1/2" Ball Bearing Leaf Hinge Hinges, Black Painted Hinges, Keyed Alike Across Product Lines

CASING-JAMBS-TRIM: Aluminum Sill, Door Sill Color: Dark Bronze Anodized, Nailing Fin, 4 9/16" Jambs

SPECIES-FINISH-COLOR: Visible and Non Visible, Species: Alder, Exterior Frame Finish: 70% Fluoropolymer, Exterior Sash Finish: 70% Fluoropolymer, Match All Exterior Colors, Slate Exterior, Unfinished Interior Frame, Unfinished Interior Sash, Weatherstrip Color: Black



**Rough Opening:**  
38-1/2" X 82-11/16"  
**Frame Size:**  
38" X 82-3/16"  
**Unit Dimension:**  
38" X 82-3/16"

017 Porch

EA (1)

\$1,532.51

\$1,532.51

PERFORMANCE: Standard Performance

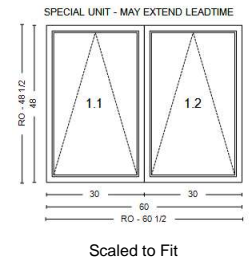
UNIT - VistaLuxe Rectangle Awning (VLA) - Complete Unit, Crank Out, Hinging: Venting - Venting, Frame Style: Accent, Extruded Sash, Stop Profile: Square

GLASS: Glass Thickness: Double Glazed, H-K LoE 270 Insulated, Mill Finish Spacer, Glass Preserve / Neat Coating: Glass Preserve without Neat Coating, Square (S4S) Glazing Bead

HARDWARE-ACCESSORIES: Awning Multi-Point Hardware: Multi-Point Lock, Matte Black Hardware, BetterVue Fiberglass Screen

CASING-JAMBS-TRIM: Nailing Fin, 4 9/16" Jambs, Jambs Applied

SPECIES-FINISH-COLOR: Preservative Treated, Visible and Non Visible, Species: Alder, Exterior Frame Finish: 70% Fluoropolymer, Exterior Sash Finish: 70% Fluoropolymer, Match All Exterior Colors, Slate Exterior, Unfinished Interior Frame, Unfinished Interior Sash, Coal Black Screen



**Rough Opening:**  
60-1/2" X 48-1/2"  
**Frame Size:**  
60" X 48"  
**Unit Dimension:**  
60" X 48"



## Notes / Totals / Signature

---

---

<b>Total Quantity:</b> 22	<b>Total Cubic Feet:</b> 383.19	<b>Sub-Total*:</b>	\$30,667.79
---------------------------	---------------------------------	--------------------	-------------

<b>Total Tax:</b>	\$2,185.08
-------------------	------------

<b>Total Freight:</b>	\$0.00
-----------------------	--------

<b>Total Labor:</b>	\$0.00
---------------------	--------

---

<b>Total Amount:</b>	\$32,852.87
----------------------	-------------

---

Total Amount includes Kolbe and/or Non-Kolbe lines if applicable

**Signature:** \_\_\_\_\_ **Date:** \_\_\_\_\_

**Purchase Order:** \_\_\_\_\_

